

# How to use Jamboard to add on my ideas to my peers'?

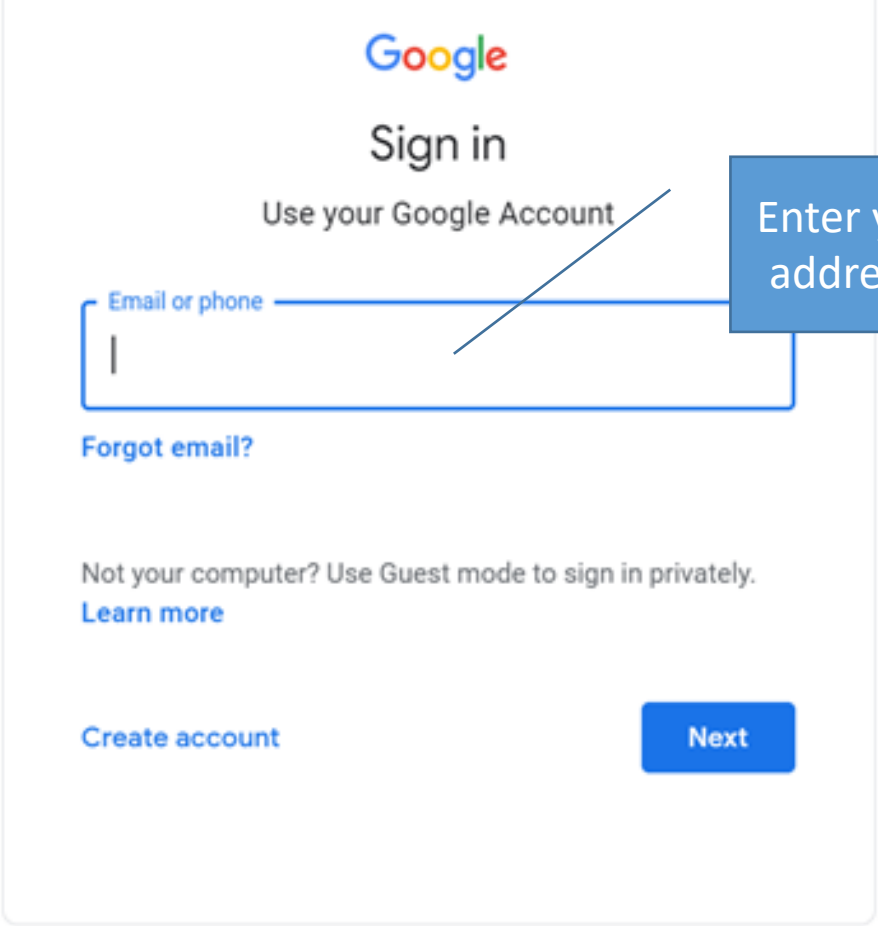


**Google Classroom**

Blended Learning



Key in the link  
<https://workspace.google.com/dashboard>  
on the web browser to access your Student iCON email.



Enter your full Student iCON email address Eg. xxx@students.edu.sg

English (United States) ▾

[Help](#)

[Privacy](#)

[Terms](#)

# Google Classroom

Blended Learning





← [redacted]@students.edu.sg

Enter password

Password

[Forgot my password](#)

Sign in

Enter your password, then click on "Sign in"

Sign-In Page



# Google Classroom

Blended Learning



















On your dashboard, click on "Jamboard"



Your apps

 Calendar	 Classroom	 Contacts	 Docs	 Drive and Docs	 Forms
 Gmail	 Google Hangouts	 Jamboard	 Keep	 Meet	 Sheets
 Sites	 Slides				



Recent Jams

Owned by anyone

Budget Given for Our Class Party = \$50  
2 Teachers, 30 Students

Untitled Jam  
Jun 2, 2021

HOLIDAY

4D Holiday Plans  
May 31, 2021

不知道/香蕉

5B CL 看图写作  
May 25, 2021

Circle of Viewpoints

4 ABE Oral Assignment 1  
Apr 20, 2021

These are the jams you have created and the ones shared with you

Click on the icon to add a new jam



Google Classroom

Blended Learning





Add image

You can add an image

Budget Given for Our Class Party = \$50  
2 Teachers, 30 Students



Cheaper option so we can get extras to replace the balloons that were burst during the party? Teachers can have more balloons? but they are single-coloured.

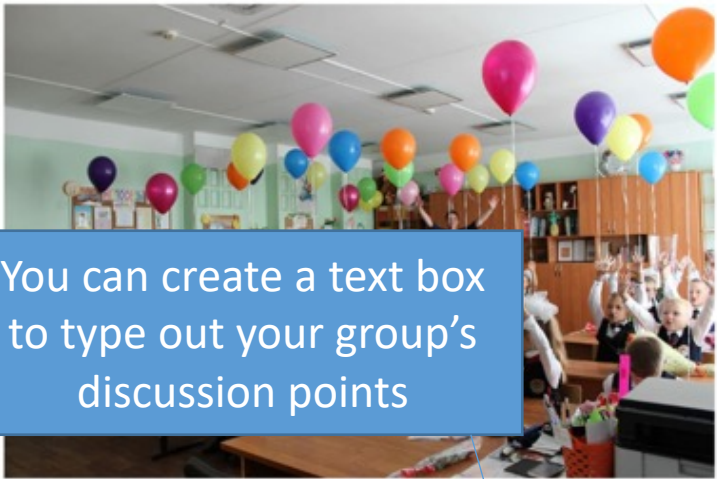
- 1. Balloons
  - each student to be given one
  - balloons sold at \$1 for a packet of 7 (Party Shop Pte Ltd)
  - balloons sold at \$2.10 for a packet of 12 (ABC Supermarket)
  - balloons sold individually for \$0.20 (Canberra Balloons Pte Ltd)

More expensive but balloons are of different colours

My group decided to...



# Budget Given for Our Class Party = \$50 2 Teachers, 30 Students



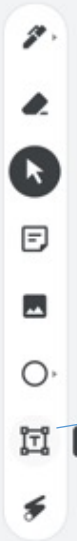
You can create a text box to type out your group's discussion points

- 1. Balloons
  - each student to be given one
  - balloons sold at \$1 for a packet of 7 (Party Shop Pte Ltd)
  - balloons sold at \$2.10 for a packet of 12 (ABC Supermarket)
  - balloons sold individually for \$0.20 (Canberra Balloons Pte Ltd)

Cheaper option so we can get extras to replace the balloons that were burst during the party? Teachers can have more balloons? but they are single-coloured.

More expensive but balloons are of different colours

My group decided to...



Alternatively, you can use the pen to pen down your thoughts or use the different coloured ink to annotate on your group's discussion points

Budget Given  
Class Party = \$  
Teachers, 30  
Students

1. Balloons

- each student to be given one
- balloons sold at \$1 for a packet of 7 (Party Shop Pte Ltd)
- balloons sold at \$2.10 for a packet of 12 (ABC Supermarket)
- balloons sold individually for \$0.20 (Canberra Balloons Pte Ltd)

Cheaper option so we can get extras to replace the balloons that were burst during the party? Teachers can have more balloons? but they are single-coloured.

More expensive but balloons are of different colours



Untitled Jam

2/2

Share M

Set background Clear frame

Open on a Jamboard

I think that...

Yes, I agree with you...

No, I do not agree with you because ...

According to the research,...

Yes, I

Perhaps we could...

No, I do

Yes, I

Sticky note

Yes, I agree with Mary on the concept of...|

Cancel Save

You can use the sticky note to add your point of view to the class discussion

The screenshot shows the Google Jamboard interface. At the top, there's a title bar with 'Untitled Jam', navigation arrows, a page number '2/2', and a 'Share' button with a user icon 'M'. Below the title bar, there are options for 'Set background' and 'Clear frame', and a link to 'Open on a Jamboard'. The main workspace contains several sticky notes. One sticky note is highlighted with a blue callout box that says 'You can use the sticky note to add your point of view to the class discussion'. A 'Sticky note' dialog box is open in the center, showing a yellow sticky note with the text 'Yes, I agree with Mary on the concept of...|'. The dialog box has 'Cancel' and 'Save' buttons. The background of the Jamboard features a cartoon illustration of two children, a boy and a girl, standing in front of a cloud with various science-related icons like a beaker, a globe, and a robot.



# Google Classroom

Blended Learning



Thank You

