

How do I know if I have completed ALL my SLS assignments given by my teachers?

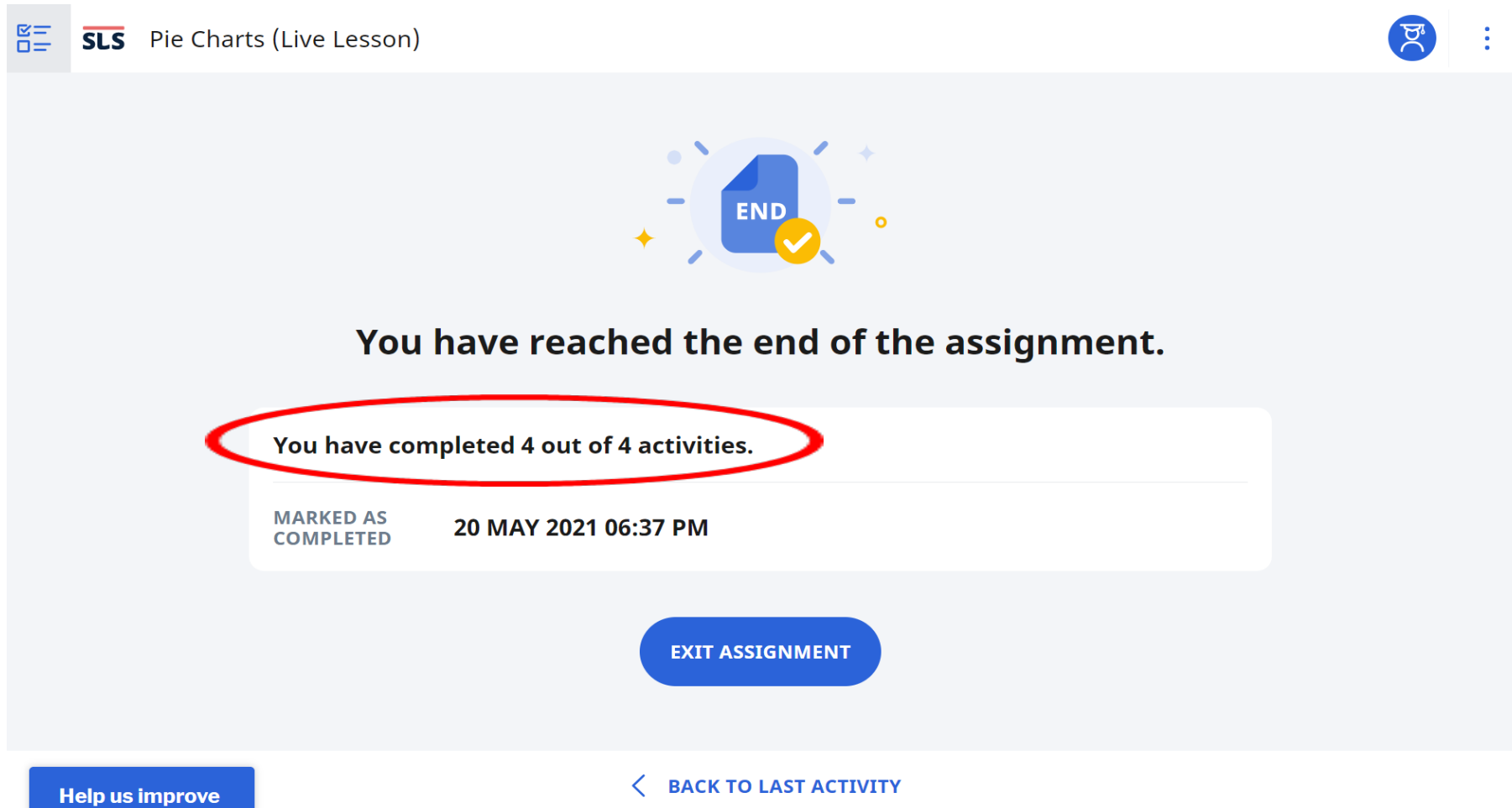


On my SLS dashboard under “To Do”, I will be able to see any incomplete assignments that I have.

The screenshot shows the Singapore Student Learning Space (SLS) dashboard. At the top left, the logo for SINGAPORE Student Learning Space is visible. The user is identified as 'Welcome back, Foo Li Chen Diana!'. Below the welcome message, there are two main navigation buttons: 'MOE Library' (red) and 'User Guide' (blue). The main content area is titled 'Class Groups' and features a 'To Do' tab, which is circled in red. A blue box labeled 'Incomplete Assignments' is also circled in red, with a red line pointing to the 'To Do' tab. Below this, there are two assignment cards. The first card is titled 'Learn About Passive & Active Voice (Live L...' and shows a 'Test Group' with a date range from 20 MAY 2021 06:14 PM to 27 MAY 2021 11:59 PM. A yellow button labeled 'INCOMPLETE' is circled in red. The second card is titled 'P6 English Comprehension Cloze (Live Les...' and shows a 'Test Group' with a date range from 20 MAY 2021 06:12 PM to 27 MAY 2021 11:59 PM. A yellow button labeled 'INCOMPLETE' is also circled in red. At the bottom left, there is a blue button labeled 'Help us improve'. On the right side, there is a vertical button labeled ': Need Help?'. The overall layout is clean and user-friendly.



After I have completed my assignment, I should see this notice on the last page, indicating that I have completed all activities of the assignment.



The screenshot shows a user interface for a live lesson titled "Pie Charts (Live Lesson)". At the top, there is a navigation bar with a menu icon, the text "SLS Pie Charts (Live Lesson)", a user profile icon, and a vertical ellipsis menu. The main content area features a large blue icon with the word "END" and a yellow checkmark, surrounded by decorative elements. Below this, a bold message states "You have reached the end of the assignment." A white box contains the text "You have completed 4 out of 4 activities.", which is circled in red. Below this box, it says "MARKED AS COMPLETED" and "20 MAY 2021 06:37 PM". A blue button labeled "EXIT ASSIGNMENT" is positioned below the box. At the bottom of the page, there is a blue button labeled "Help us improve" and a link labeled "BACK TO LAST ACTIVITY" with a left-pointing arrow.

SLS Pie Charts (Live Lesson)

END

You have reached the end of the assignment.

You have completed 4 out of 4 activities.

MARKED AS COMPLETED 20 MAY 2021 06:37 PM

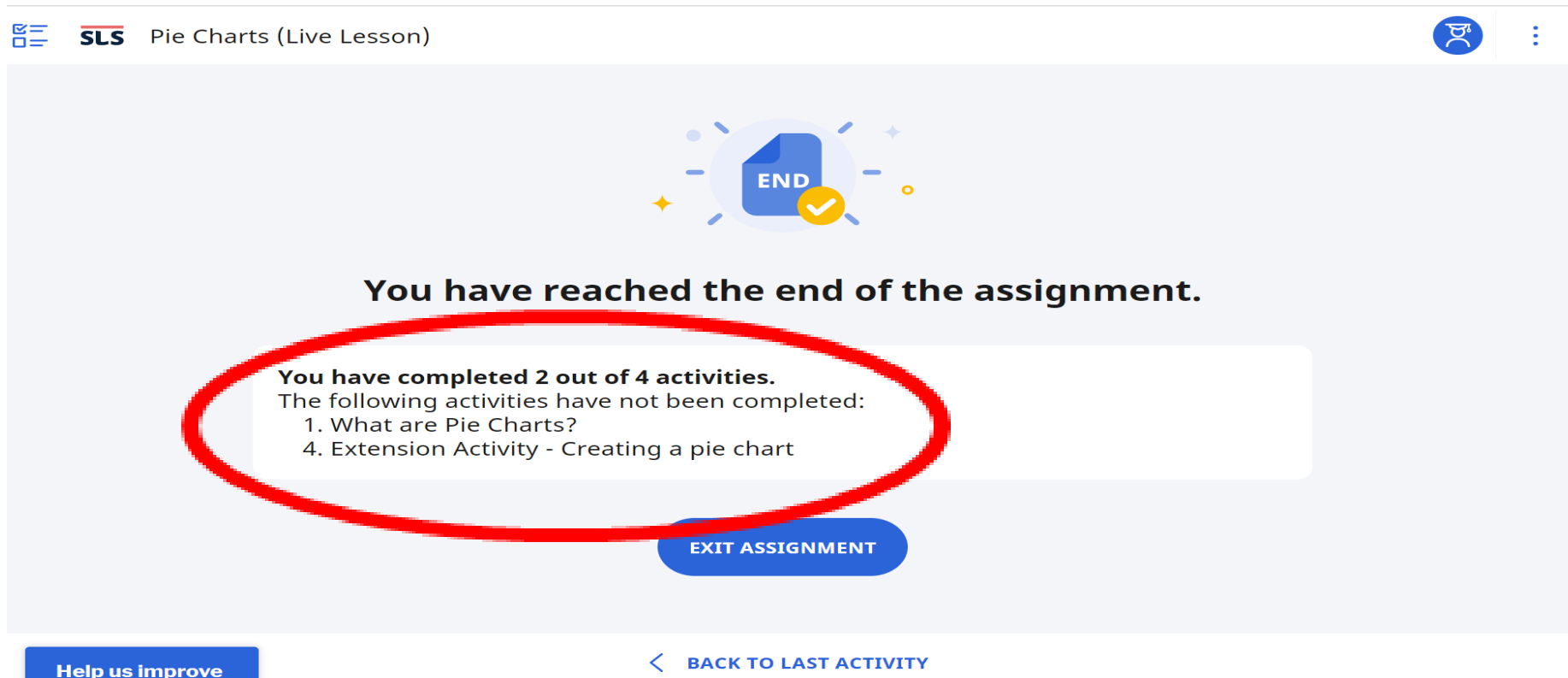
EXIT ASSIGNMENT

Help us improve

BACK TO LAST ACTIVITY



If I have not completed some activities of the assignment, I will see this notice on the last page, indicating the particular activities that I have not completed. I should then go back to the assignment and complete them.




The screenshot shows a live lesson interface for 'Pie Charts'. At the top, there is a navigation bar with 'SLS' and 'Pie Charts (Live Lesson)'. Below this, a central notification area features a blue document icon with 'END' and a yellow checkmark. The main text reads: 'You have reached the end of the assignment.' Below this, a white box contains the text: 'You have completed 2 out of 4 activities. The following activities have not been completed: 1. What are Pie Charts? 4. Extension Activity - Creating a pie chart'. This box is circled in red. At the bottom of the notification area is a blue button labeled 'EXIT ASSIGNMENT'. At the very bottom of the interface, there is a blue button labeled 'Help us improve' and a blue button with a left arrow labeled 'BACK TO LAST ACTIVITY'.



I should always go to my “Assignment List” to check that I have completed all my assignments for the day.

The screenshot shows the 'Student Learning Space' interface. On the left, a navigation menu is visible with the following items: Home, Assignment List (circled in red), Class Groups, Resources, and Class Group Announcements. The main content area features a 'User Guide' banner and a task card for 'P6 English Comprehension Cloze (Live Les...)' with dates 20 MAY 2021 and 27 MAY 2021, and a status of 'INCOMPLETE'. A 'Need Help?' button is located on the right side of the interface.



Under the “Assignment List”, I can see my incomplete assignments that are under “In Progress”. I must complete them.

SINGAPORE Student Learning Space

Assignment List

In Progress Complete

Search for Assignments

Incomplete Assignments

Learn About Passive & Active Voice (Live Le...

Test Group

20 MAY 2021 06:14 PM 27 MAY 2021 11:59 PM

ASSIGNMENT STATUS **INCOMPLETE**

OPEN

P6 English Comprehension Cloze (Live Less...

Test Group


20 MAY 2021 06:12 PM 27 MAY 2021 11:59 PM

ASSIGNMENT STATUS **INCOMPLETE**

OPEN

Need Help?

Help us improve



All my completed assignments will appear in my “Assignment List” under “Complete”.

The screenshot shows the Singapore Student Learning Space interface. At the top left is the logo with 'SINGAPORE' in a red box and 'Student Learning Space' in blue. To the right are search, notification, and menu icons. The main heading is 'Assignment List'. Below it are two filter buttons: 'In Progress' and 'Complete', with the latter circled in red. A search bar contains the text 'Search for Assignments'. A blue box labeled 'Completed Assignments' is positioned to the right of the search bar. Below the search bar is a card for 'Pie Charts (Live Lesson)'. It includes a 'Test Group' filter, a date range from '20 MAY 2021 06:13 PM' to '27 MAY 2021 11:59 PM', and an 'ASSIGNMENT STATUS' section with a 'COMPLETE' button circled in red. A red line connects this button to the 'Completed Assignments' box. At the bottom left is a 'Help us improve' button. On the right side of the interface is a vertical 'Need Help?' button.



I must complete all my assignments daily!

